

1/5TH Scale 2WD/HWD Gasoline Power R/C Off-Road Buggy

Specifications:

LENGTH	WIDTH	HEIGHT	WHEEL BASE	DRIVE SYSTEM	GROUND CLEARANCE	DIAMETER OF WHEEL	WIDTH OF WHEEL	GEAR RATIO
825mm	480mm	270mm	610mm	2WD/HWD Shaft Drive	55mm	176mm(F) 170mm(R)	65mm(F) 75mm(R)	1:9.6

Spare Part

50004-Front Lower Suspension Arm 2P	50005-Rear Lower Suspension Arm 2P	50028-Front Upper Suspension Arms 2P	54028-Front Upper Suspension Arm 2P	54008-Front Upper Top Plate/Post
51006-Front Bumper	54006-Front Shock Tower	54007-Rear Shock Tower	50030-Centre Dogbone Joint Cup 2P	54023-Diff. Joint Cups 2P
050009-Universal Drive Joint 2P	50010-Center Diff.Mount 2P	50011-Centre Diff. Mount Set	50020-Center Diff.Tray	50013-Caster Mount(L/R)
50059-Rear Hub Carrier 2P	50014-Steering Mount 2P	50012-Servo Saver/Steering Complete	50046-Servo Mount(L/R)	50117-Servo Mount(L/R)
50019-Servo Top Mount	54019-Servo Horn And Throttle Linkage Set	54083-Servo Horn And Throttle Linkage Set	50006-Battery/Receiver Case	54001-Chassis
54025-Side Guards	54014-Top Plate	54012-Rear Reinforcement Plate	54016-Brace A	54017-Brace B

Spare Part

50007-Gear Box	50066-Diff. Gear Cover	50064-Front/Rear Diff. Shell Set	50075-Centre Diff. Gear Set	50067-Front/Rear Diff. Gear Set
50033-CenterDiff. Shaft +Washers	50074-Diff.Drive Pinion (10T)	50072-Front/Rear Drive Pinion(11T)	50073-Diff.Crown Gear (30T)	50071-Front /Rear Crown Gear(33T)
51005- Gear(29T)	51004- Gear(31T)	52028-Gear(26T)	52027-Gear(24T)	07186-Optional Powder Steel Gear (29T)
07185-Optional Powder Steel Gear (31T)	07187-Optional Powder Steel Gear (26T)	07189-Optional Powder Steel Gear (24T)	54090-Optional Powder Steel Gear (29T/31T/26T/24T)	50029-Clutch Bell Bush
54009-Fuel Tank(700CC) (2WD Only)	50018-Fuel Pipes 2P	25000-Engine 25CC	54026-Exhaust pipe+Silicone Joint Tubing	50053-Glow Plug
54024-Brake Cam Set	50023-Brake Discs+Pads +Pins	50022-Deck Spacer +Countersunk Screw	50024-Diff. First Way Shaft +Second Way Shaft	50025-Wheel Mount+Nut +Shaft(Rear)
54018-Wheel Hex/nuts (Front)	54010-Fuel Tank Post W/E-Clips(82832) 4P	54002-Front Shock Absorber(Short) 2P	50003-Rear Shock Absorber(Long) 2P	54015-Brace Post

Upgradable Optionals

50093-Column Head Hex Self-tapping Screw(3*10) 12P	54027-Column Head Mechanical Screw(4*16) 4P	54032-Column Head Mechanical Screw(5*25) 6P		
--	---	---	--	--

Optionals

Sp2002-Steering Servo (20kg)	Sp1302-Throttle Servo (13kg)	50118-Servo Horn	Sp2003-New Servo (20kg)	Sp3005-New Servo (30kg)
50210-Servo Horn				

Optionals

80310-Transmitter 2.4G	28464-Receiver 2.4GHZ	80300-Transmitter 2-Channel 2.4G	28464-Receiver 2.4GHZ	80302-Transmitter 2-Channel 2.4G	28463-Receiver 2.4GHZ
80301-Transmitter 2-Channel 2.4G	28463-Receiver 2.4GHZ	80226G-Transmitter 3-Channel 2.4G	28462-Receiver 2.4GHZ		

Manual Attachment(For 4WD Buggy only)

1/5th GP4WD Buggy  
Below Special Parts For 4WD Buggy.Other Parts Are In Common With Off-Road 2WD Buggy

54070-Servo Saver/Steering Complete	54036-Steering Mount	54037-Fuel Tank	54038-Receiver Case	54039-Center Front Dogbones 170mm
54040-Center Dogbones 90mm	54080-Servo Link	50071-Front /Rear Crown Gear(33T)	50072-Front/Rear Drive Pinion(11T)	50064-Front/Rear Diff. Shell Set
50067-Front/Rear Diff. Gear Set	54023-Diff. Joint Cups	50030-Centre Dogbone Joint Cup	50025- Wheel Mount+Nut+Shaft(Rear)	50045-Ball Bearing (26*10*8) 4P

Upgradable Optional

054001-Front Lower Suspension Arm(AL) 2P	054002-Rear Lower Suspension Arm(AL) 2P	054003-Center Diff. Mount (AL) 2P	054004-Gear Mount (AL)	051011-Front Upper Susp. Arm (AL.) 2P
054006-Rear Upper Suspension Arm (AL) 2P	054007-Sus. Arm short Holder(F/R) (AL)	054008-Sus. Arm long Holder(R) (AL)	054009-Front Shock Absorber(Short)(AL)	054010-Rear Shock Absorber(Long) (AL) 2P
054012-Servo Top Mount (AL)	054013-Center Diff.Tray (AL)	054014-(AL)Rear Reinforcement Plate	054015-Front Upper Top Plate(AL.)	054016-Front Shock Tower (AL.)

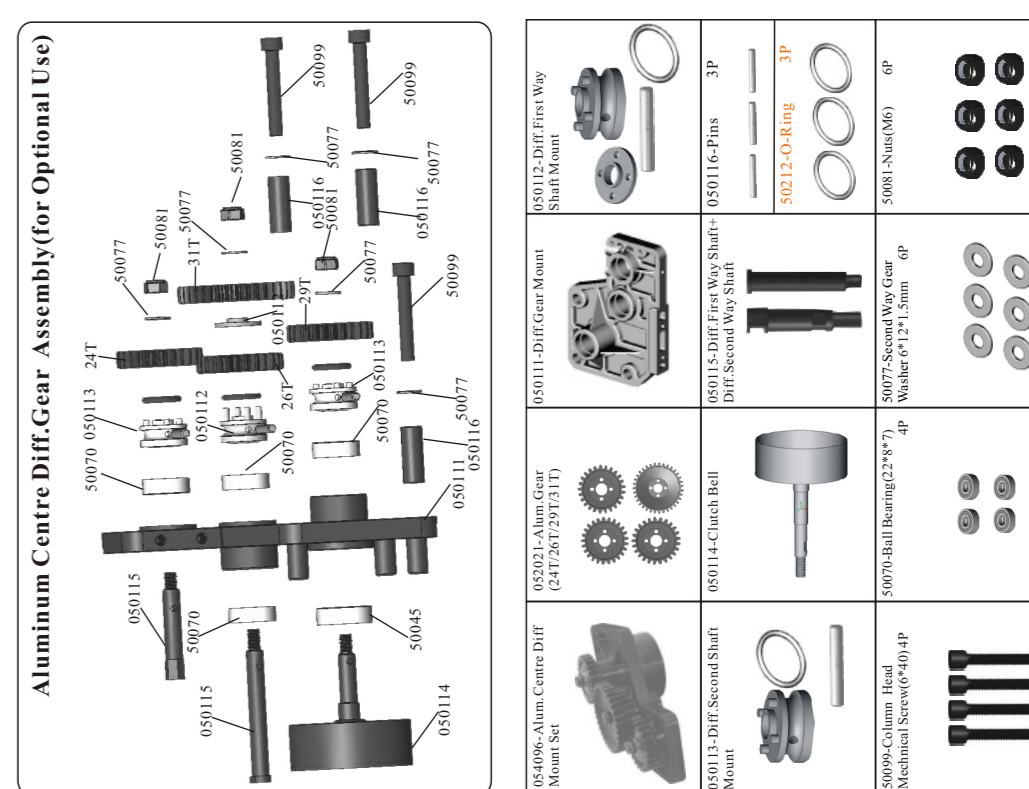
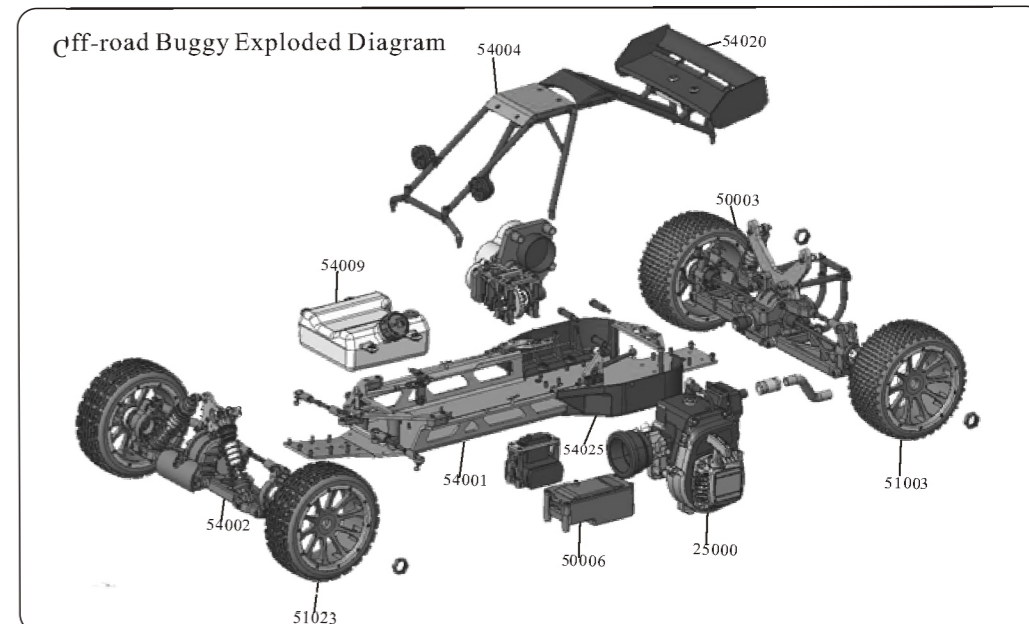
Spare Part

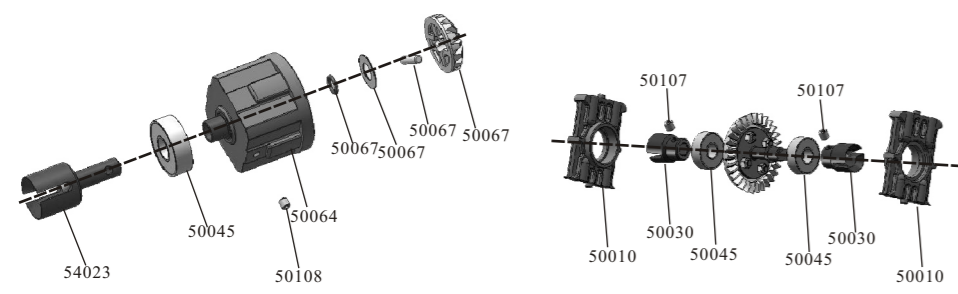
54004-Roll Cage (Unassemble)	54005-Roll Cage Light Cover(L/R)	54013-Wing Mount	54021-SideWing Post W/Wing Stay 2P	54022-Body Posts
54020-New Style Wing +Wing Button	54030-Servo Link (2WD Only)	50049-Steering Linkage 2P	50062-Front Sus.Arm Holder	50063-Rear Sus.Arm Holder
50060-Rear Anti-Squat Pad	54029-Buffer Post 2P	50038-Front/Rear Lower Arm Pins 6*94MM 4P	50039-Rear Lower Arm Pins 6*61MM 2P	50040-Rear Upper Arm Pins 6*45MM 4P
50041-Front Lower Arm Pins 6*65MM 2P	54011-Centre Dogbone 90MM	50050-Battery Charger (250 MA)	50051-Chargeable Battery Pack(6V 2500Mah)	51021- Wheel Rim Complete (Front)
51022-Tires(Front) 2P	51023-Pre-mounted tire Set (Front) 2P	51001-Wheels Rim Complete(Rear)	51002-Tires(Rear) 2P	51003-Pre-mounted tire Set (Rear) 2P
81013-Body Clips 6P	82832-Fuel Tank Clips 6P	50043-Sus. Arm E-Clips $\phi$ 4.0 8P	50044-Shock Tower Arm E-Clips $\phi$ 8.0 8P	50113-Rear Sus.Arm Ball $\phi$ 11MM 4P
50112-Front Sus.Arm Ball $\phi$ 10MM 4P	50114-Servo Link Ball $\phi$ 8MM 4P	50115-Steering Link Ball $\phi$ 10MM 4P	50045-Ball Bearing (26*10*8) 6P	50068-Ball Bearing (22*10*7) 3P

Spare Part

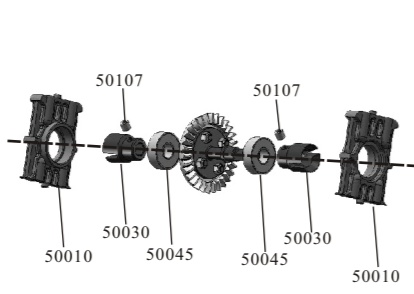
50069-Ball Bearing (24*12*6) 8P	50070-Ball Bearing (22*8*7) 4P	50079-Nuts(M4) 8P	50080-Nuts(M5) 9P	50081-Nuts(M6) 6P
54031-Nuts(M3) 6P	50076-First Way Gear Washer $\phi$ 8*15*1.5MM 4P	50077-Second Way Gear Washer $\phi$ 6*12*1.5MM 6P	50078-Servo Washers $\phi$ 3*8*0.8MM 9P	50107-Hex Head Grub Screw(6*6) 8P
50108-Hex Head Grub Screw(5*5) 8P	50109-Hex Head Grub Screw(4*4) 8P	50110- Hex Head Grub Screw(3*3) 8P	50111-Hex Head Grub Screw(5*10) 4P	50101-Cap Head Mechanical Screw(3*12) 12P
50103-Cap Head Mechanical Screw(4*15) 8P	50104-Cap Head Mechanical Screw(4*25) 4P	50105-Cap Head Mechanical Screw(4*30) 4P	50106-Cap Head Mechanical Screw(5*15) 10P	50100-Cap Head Mechanical Screw(3*10) 8P
50084-Countersunk Mechanical Screw (4*12) 12P	50085-Countersunk Mechanical Screw(4*16) 12P	50086-Countersunk Mechanical Screw(4*20) 8P	50087-Countersunk Mechanical Screw(4*25) 8P	50088-Countersunk Mechanical Screw (5*12) 12P
50089-Countersunk Mechanical Screw(5*15) 12P	50090-Countersunk Mechanical Screw(5*18) 4P	50091-Countersunk Mechanical Screw(5*20) 8P	50092-Countersunk Mechanical Screw(5*25) 4P	50083-Countersunk Mechanical Screw(3*10) 4P
50095-Column Head Mechanical Screw(4*30) 4P	50096-Column Head Mechanical Screw(5*30) 4P	50097-Column Head Mechanical Screw(5*35) 6P	50098-Column Head Mechanical Screw(6*25) 8P	50099-Column Head Mechanical Screw(6*40) 4P

054017-Rear Shock Tower(AL.)	054018-Steering Mount (AL.)	054019-Servo Saver/Steering Complete (AL.)	050005-Caster Mount (L/R) (AL.)	050007-Rear Hub Carrier (AL.) 2P
054005-Steering Mount (L/R) (AL.)	050011-Servo Mount (L/R) (AL.)	054020-(Steel)Center Dogbone 90mm 2P	050061-(Steel) Center Dogbone 125mm 2P	050062-(Steel) Center Dogbone 172mm 2P
054021-Fuel Tank Cover (AL)	050100-Fuel Pipe Bush	050034-Engine Cover (AL.)	050033-Engine Recoil Starter(AL.)	VX28000-Engine (28CCPRO)
050028-Air Filter	050040-Air Filter	050031-Nuts(AL)	050029-Shock Absorber Protective Cap(AL)	050023-Servo Horn(AL.)
050030-Wheel Hex with Nut	054096-Alum. Centre Diff Mount Set	054700-Polished Exhaust Pipe(AL)		

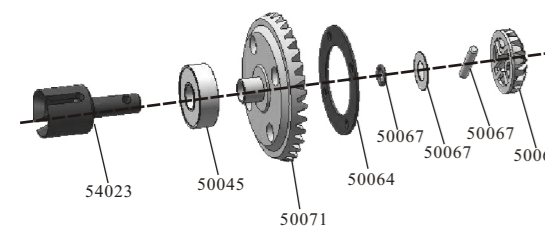




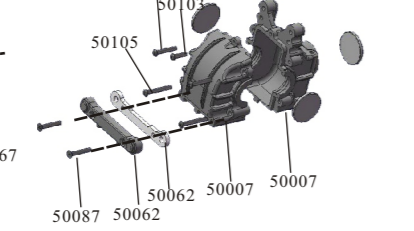
Step 1: Diff. Shell Assembly



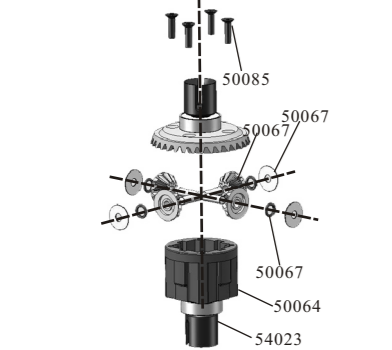
Step 5: Driven Joint Cup Assembly



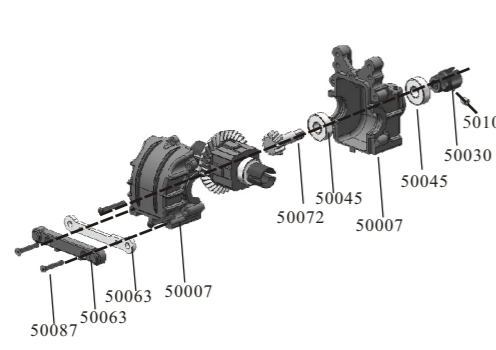
Step 2: Diff. Gear Box Assembly



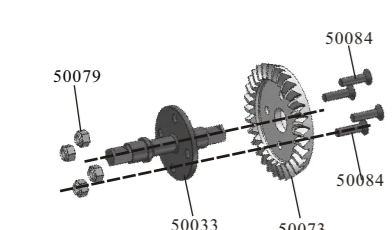
Step 6: Front Gear Box Assembly



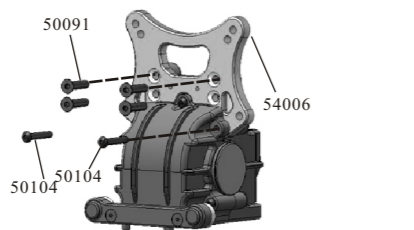
Step 3: Diff. Drive Pinion Assembly



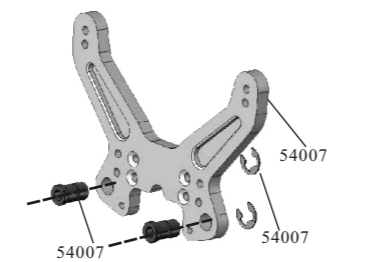
Step 7: Rear Gear Box Assembly




Step 4: Diff. Gear Assembly



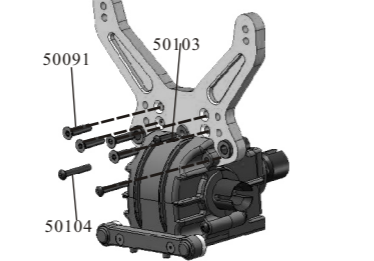
Step 8: Front Shock Tower Assembly




Step 9: Rear Susp. Bush Assembly



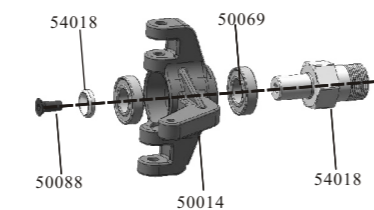
Step 13: Rear Hub Carrier Assembly




Step 10: Rear Shock Tower Assembly



Step 14: Front Upper Susp. Arm Assembly



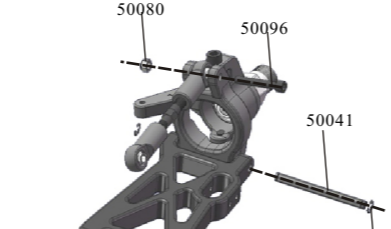
Step 11: Steering Mount Assembly



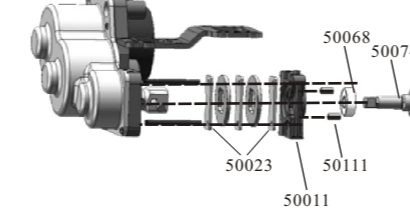
Step 15: Rear Upper Susp. Arm Assembly



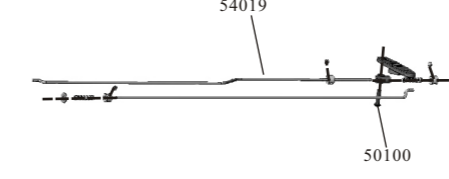
Step 12: Caster Mount Assembly




Step 16: Front Upper/ Lower Susp. Arm Assembly



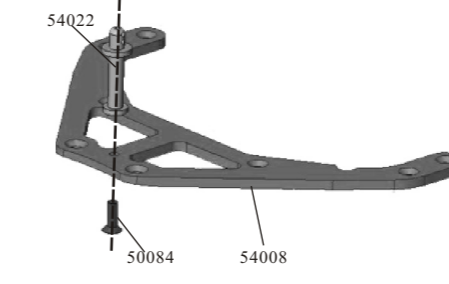
Step 33: Brake Disc Assembly



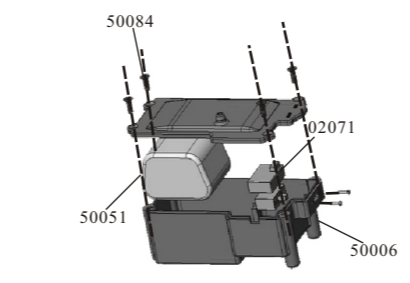
Step 37: Throttle Linkage Assembly



Step 34: Radio Tray Assembly



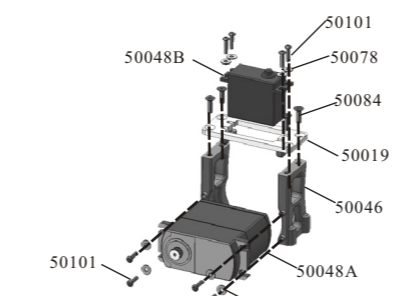
Step 38: Body Post Assembly



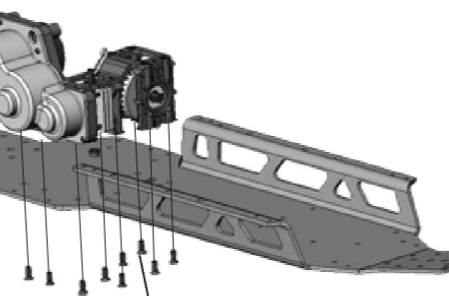
Step 35: Battery Case Assembly



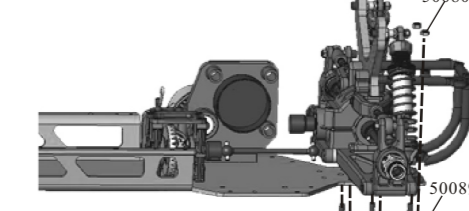
Step 39: Servo linkage Assembly



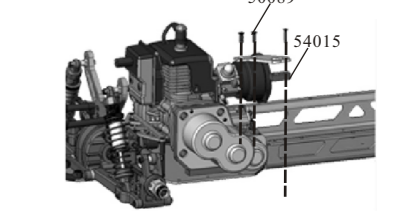
Step 36: Servo Assembly



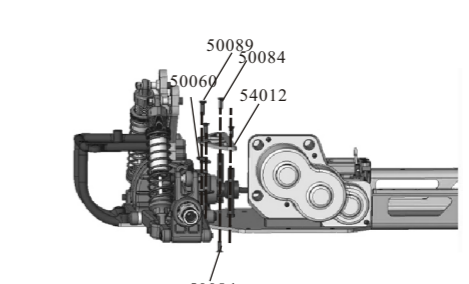
Step 40: Center Diff. Gear Assembly



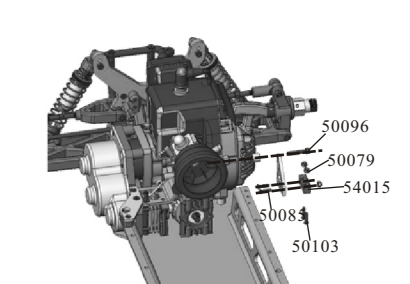
Step 41: Throttle Linkage Assembly



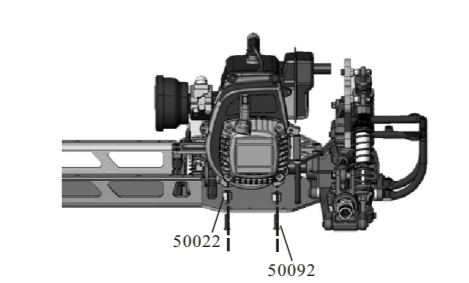
Step 45: Brace A Assembly



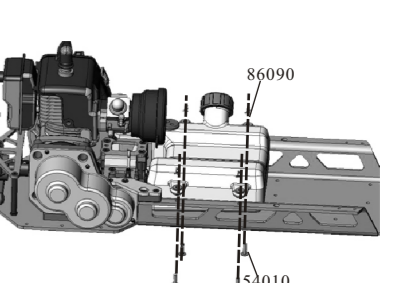
Step 42: Front Top Plate Assembly



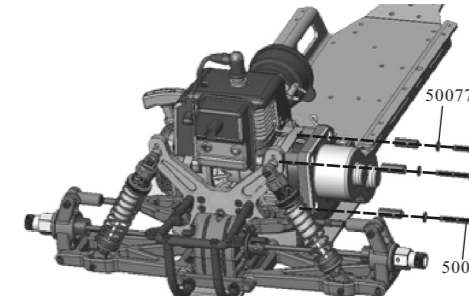
Step 46: Brace B Assembly



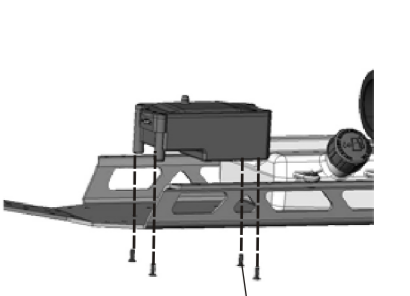
Step 43: Engine Post Assembly



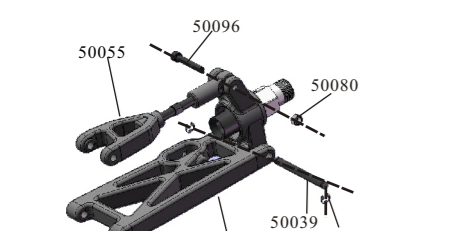
Step 47: Fuel Tank Post Assembly




Step 44: Engine Post Assembly



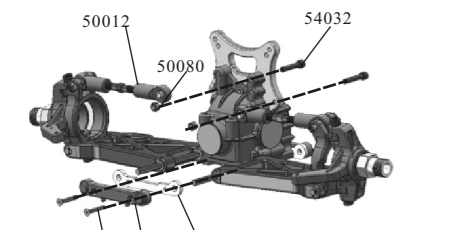
Step 48: Battery Case Assembly




Step 17: Rear Upper/Lower Susp. Arm Assembly




Step 21: Ackerman Plate Assembly



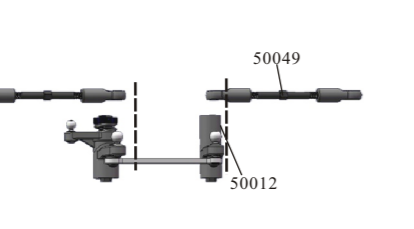
Step 18: Front Susp. Arm & Gear Box Assembly



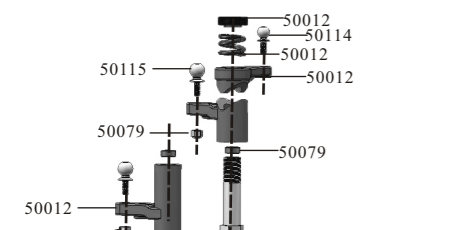
Step 22: Steering Linkage Assembly



Step 19: Rear Susp. Arm & Gear Box Assembly



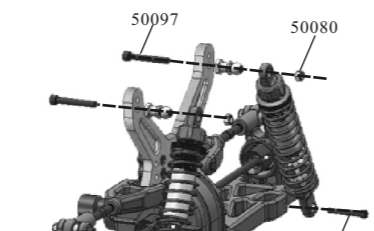
Step 23: Steering Saver Assembly



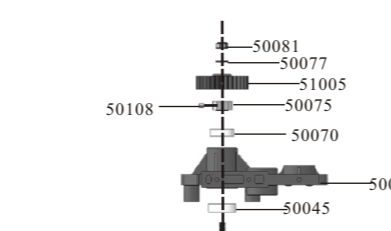
Step 20: Servo Saver/Steering Assembly



Step 24: Front Shock Absorber Set (short) Rear Shock Absorber Set (long)



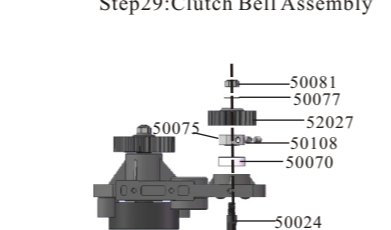
Step 25: Rear Shock Absorber Assembly



Step 29: Clutch Bell Assembly



Step 26: Front Shock Absorber Assembly



Step 30: First Way Gear Assembly



Step 27: Fuel Tank Assembly



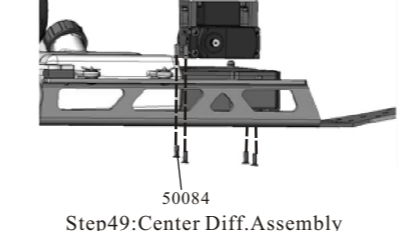
Step 31: Second Way Gear Assembly



Step 28: Wing Mount Assembly



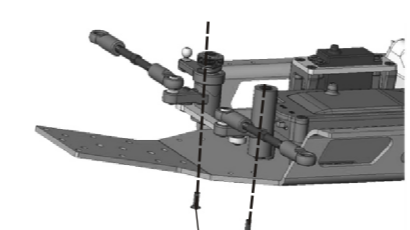
Step 32: Gear Cover Assembly



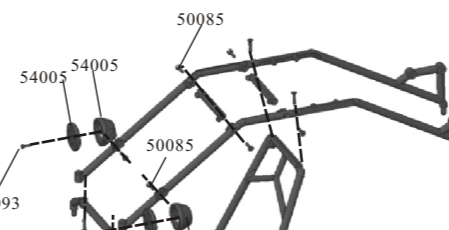
Step 49: Center Diff. Assembly



Step 54: Servo Saver Assembly



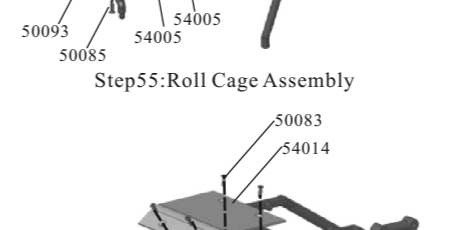
Step 50: Servo Saver Assembly



Step 55: Roll Cage Assembly



Step 51: Servo Saver Assembly



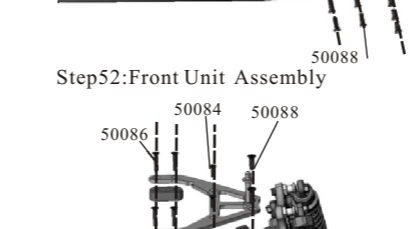
Step 56: Roll Cage Cover Assembly



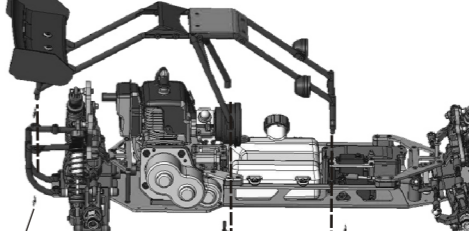
Step 52: Front Unit Assembly



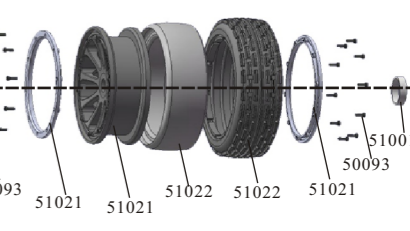
Step 57: Wing Assembly



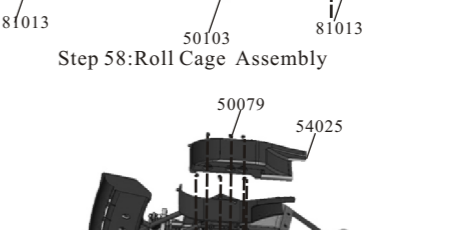
Step 53: Front Upper Top Plate Assembly



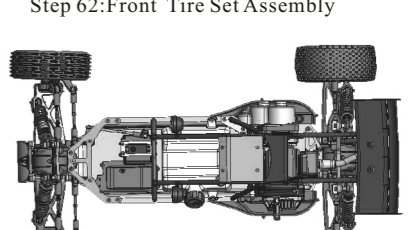
Step 58: Roll Cage Assembly




Step 62: Front Tire Set Assembly



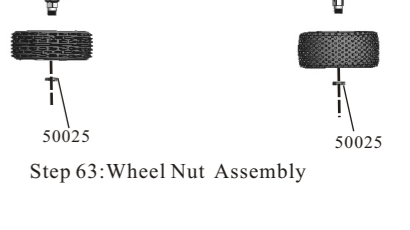
Step 59: Side Guard Assembly



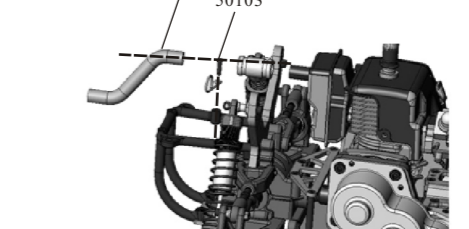
Step 63: Wheel Nut Assembly



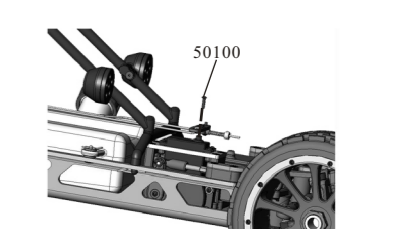
Step 60: Silicone Joint Tubing Assembly



Step 64: Throttle Linkage Assembly



Step 61: Rear Tire Set Assembly



Step 65: Body Assembly